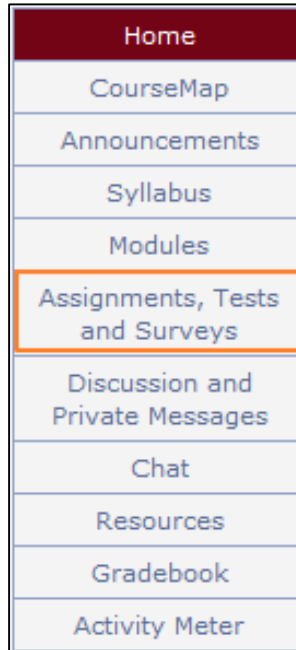


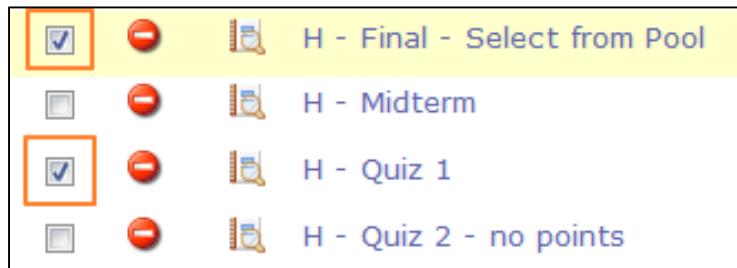
Exporting Assignments, Tests, and Surveys (AT&S)

Steps for exporting the content package for AT&S:

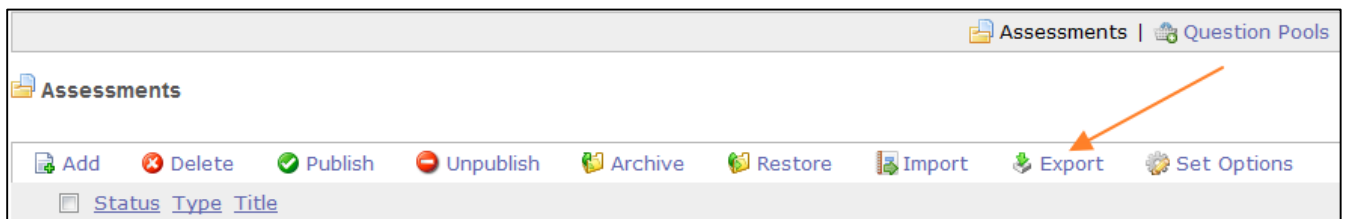
1. Log into your course site on Etudes, and click on “Assignments, Tests, and Surveys”.




2. Select the Assignments, Tests and Surveys you would like to export by checking the boxes next to them.



3. Click on “Export”.




4. Download the zipped file of your exported assessments by clicking the link. Note that they are in QTI 2 format.


 **Export Assessments**

The following assessments are ready to export. Click on the zip file to download in **QTI 2 format.**

Download in QTI 2 Format

H - Final - Select from Pool
H - Quiz 1

 [FH_PRACT_HG_DEV_someAssessments.zip](#)

 **Return**