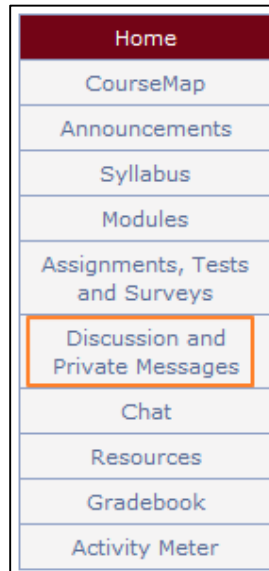


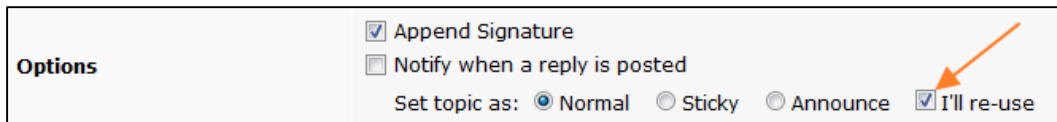
## Exporting Discussions

Follow these instructions to make sure the threads you want to copy will export:

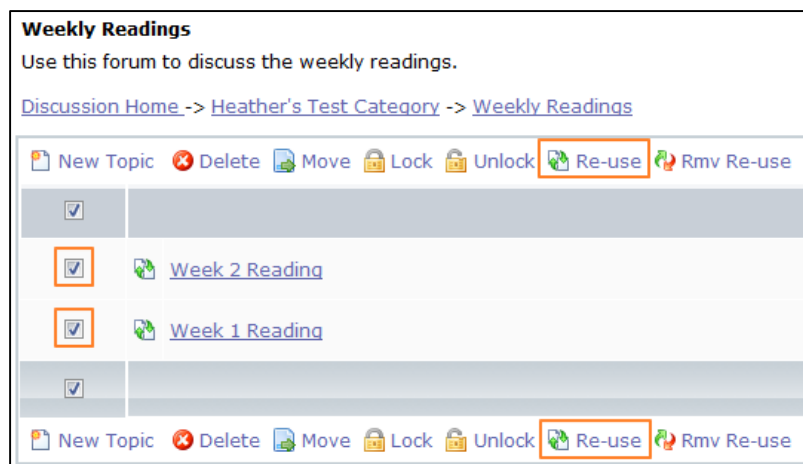
1. Log into your course site on Etudes, and click on “Discussion and Private Messages”.



2. Make sure all of the discussion posts that you want to import into Canvas have the box “I’ll re-use” checked. You can do this one topic at a time, by editing the post and clicking “I’ll re-use”:

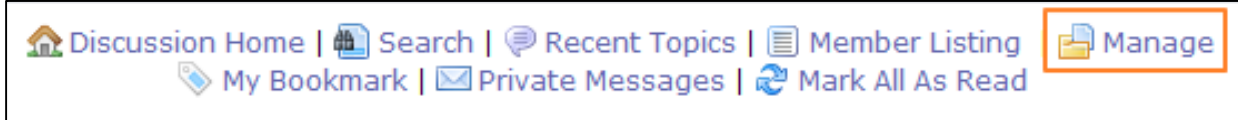


3. Alternatively, you can do this for multiple topics in a forum, by selecting the topics, and clicking “Re-use”:

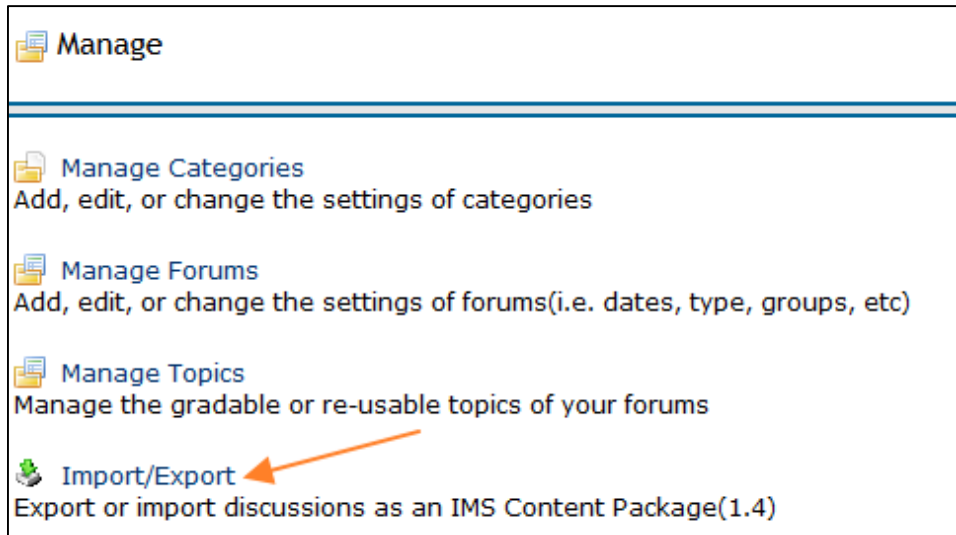


Steps for exporting the content package for Discussions:

1. Once you have finished marking all of the threads you would like to import into your Canvas course site, from the discussion homepage, click on “Manage”.



2. Next, click the “Import/Export” link.



3. “Select All” or select the forums you would like to copy and click on “Export”.



4. Save the file to your computer, so that you can upload it to Canvas when you're ready.

